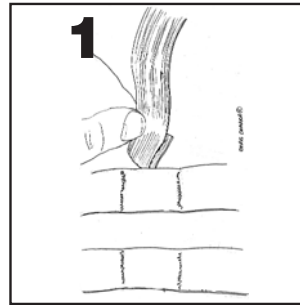
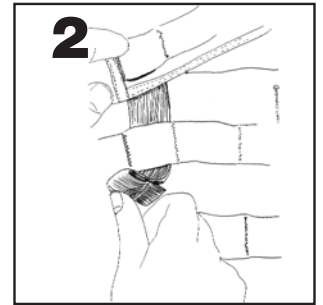


Flex-Tab™ Attaching System™

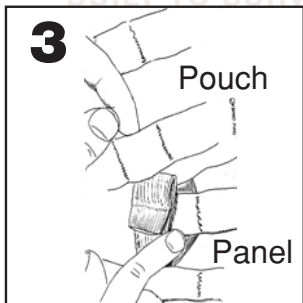
U.S. Patent Pending



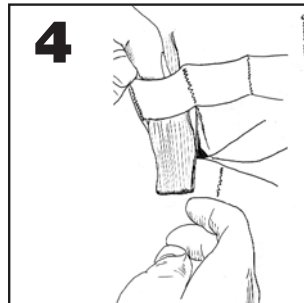
1 Feed pouch tab through top web slots on panel.



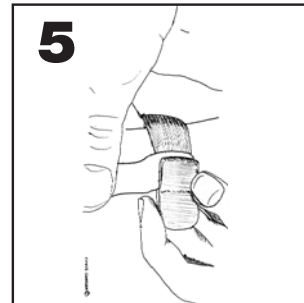
2 Pull tab through web slot on panel.



3 Feed tab through web slot on pouch. Continue weaving tab through consecutive web slots.



4 Push Flex-Tab™ through bottom pouch web slot.



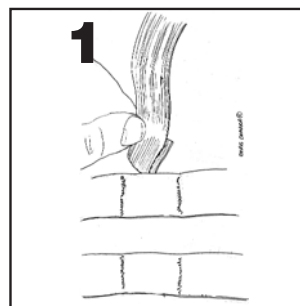
5 Pull Flex-Tab™ & hook tab on bottom web strap.



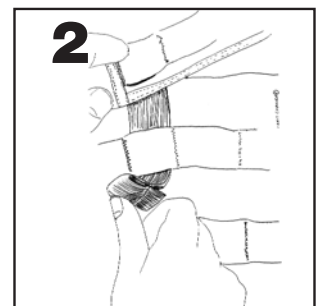
Reverse order to remove pouch from panel.

Flex-Tab™ Attaching System™

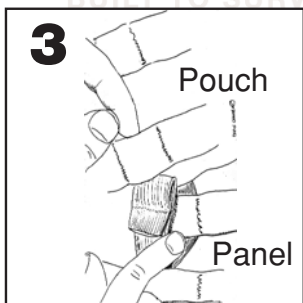
U.S. Patent Pending



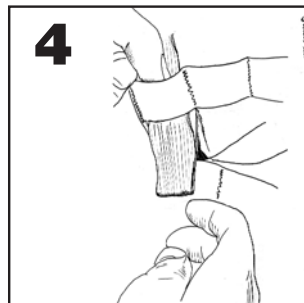
1 Feed pouch tab through top web slots on panel.



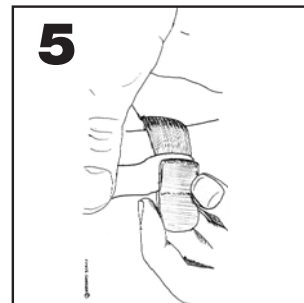
2 Pull tab through web slot on panel.



3 Feed tab through web slot on pouch. Continue weaving tab through consecutive web slots.



4 Push Flex-Tab™ through bottom pouch web slot.



5 Pull Flex-Tab™ & hook tab on bottom web strap.



Reverse order to remove pouch from panel.